



TECHNOPOLIS

HIMGRAD



HISTORY

TECHNOLIS "HIMGRAD" IS CREATED ON THE BASIS OF THE INDUSTRIAL "TASMA" PLANT AREA

1933 Film Factory number 8 was established

1936 The first batch of cine-film was manufactured

1950 The first samples of color cine-films were received

1964 It was the first time, when robot photographed the reverse side of the Moon on a Kazan cine-film



1974 The company was named "Tasma" ("Tatar photosensitive materials")

1980 Production of permeable membranes for the food, pharmaceutical, chemical and electronic industries was manufactured

1985 A record number of cassettes in the USSR was produced. The number reached 15.5 million units.

1992 Open Joint-Stock Company "Tasma-Holding" was organized

2006 Technopolis "Himgrad" was established



MASTER-PLAN

LAND-USE SCHEME



SITE LOGISTICS




LAYOUT PLAN



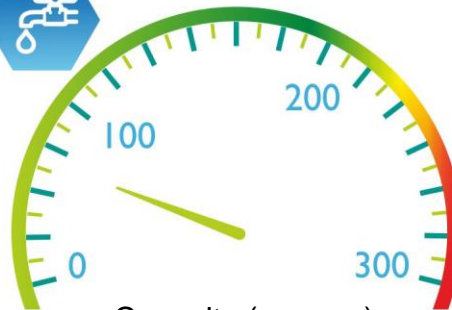
ENERGY SUPPLY

ELECTRICITY



Capacity (reserve)
40,68 MWE/23,68 MWE

WATER



Capacity (reserve)
300 m³/hour/228 m³/hour

HEAT



Capacity (reserve)
84,065 Gcal/hour / 43,465 Gcal/hour

GAS






Capacity (reserve by end of 2013)
1200 m³/hour/ 643,9 m³/hour

SEWAGE



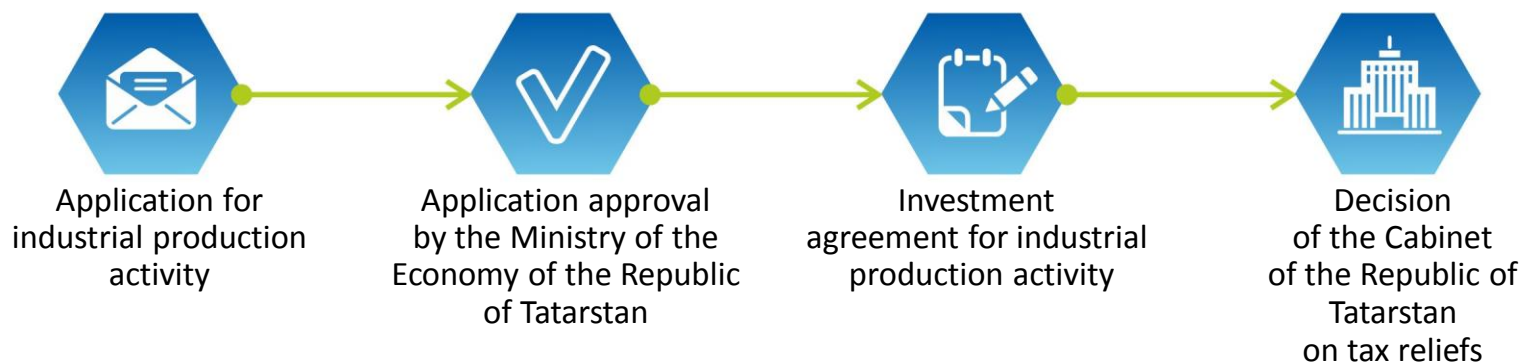
Capacity (reserve)
350 m³/hour / 260 m³/hour

TECHNOLOGICAL CONNECTION FEE EXEMPTION

	OFF-SITE RUR	TECHNOPOLIS "HIMGRAD"
 ELECTRICITY (KW)	6 250 - 12 776	FREE
 WATER (m ³ /hour)	475 672	FREE
 SEWAGE (m ³ /hour)	341 493	FREE

TAX RELIEFS

- Wealth tax cut down to 0.1%
- Income tax cut down to 15.5%
- Land tax cut down to 0.065%



«ONE-STOP-SHOP»



Choice of space and rental agreement execution



Issue of technical specifications and execution of energy supply agreements



Permissive documents execution



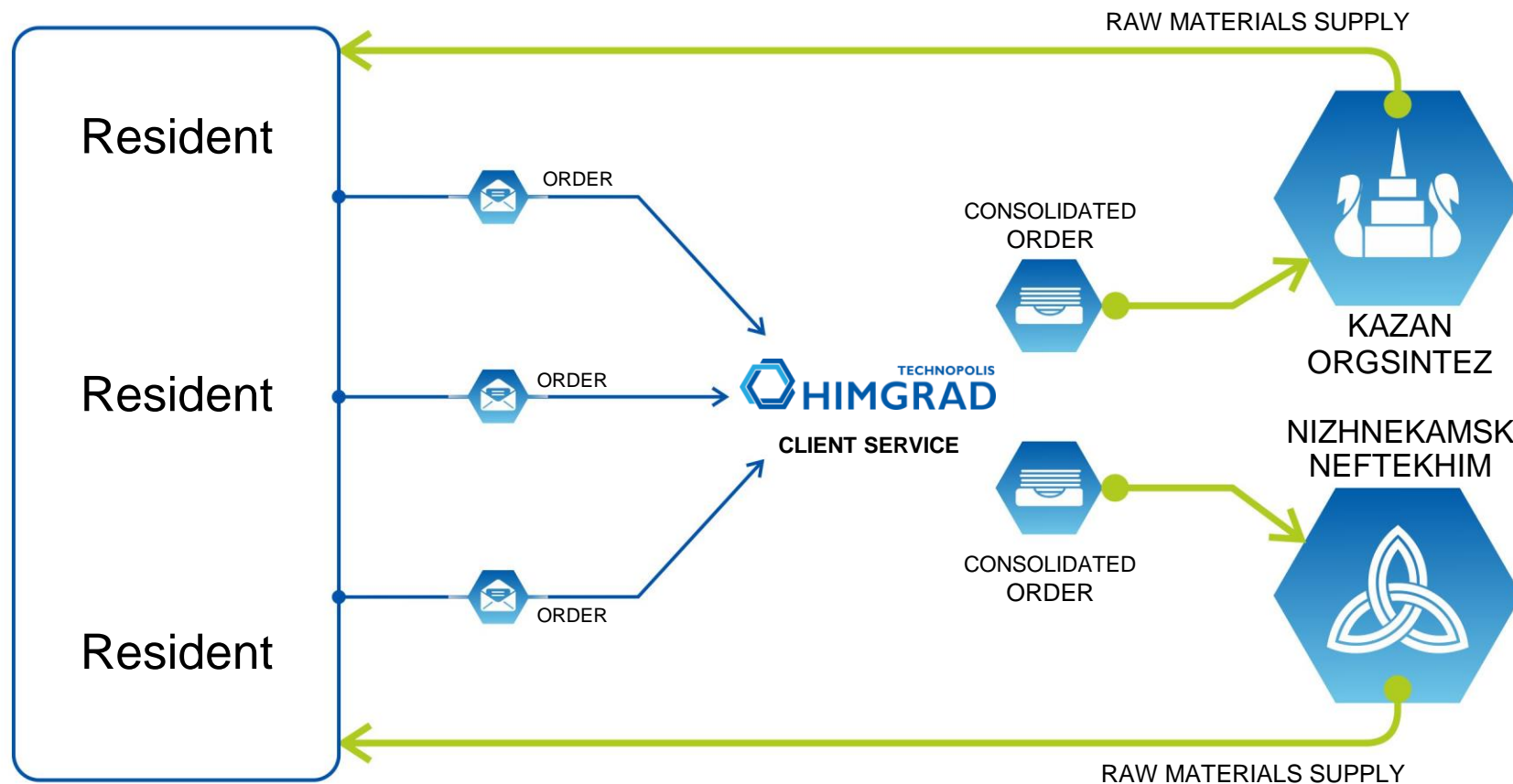
Financing attraction support



Marketing support



RAW MATERIALS SUPPLIES



SAFETY & SECURITY



FIRE DEPARTMENT FOR 4 FIRE-TEAMS

30 FIREMEN (24 EMERCOM OF RUSSIA RESCUERS AND 6 FIRE CONTROL INSPECTORS)

- Fire prevention
- Regular territory patrol
- Crash-rescue operation
- Fire-fighting consultancy



FIRST-AID STATION

- First-aid treatment
- Medical and preventive examinations
- Drivers' pre-trip medical check-up
- Medical treatment room



SECURITY SYSTEM

- Access control at the gates (entry and exit)
- Video surveillance
- Property, facilities and assets protection
- Guard posts
- Security rapid response team



WIDE RANGE OF SERVICES

CONSULTANCY

- Consultancy in accounting and taxation
- Legal consultancy
- Intellectual property management

FINANCING

- Leasing
- Credits
- Investment attraction

MARKETING SUPPORT

- Events organization
- Advertising
- Participation in exhibitions
- Market researches
- PR-support


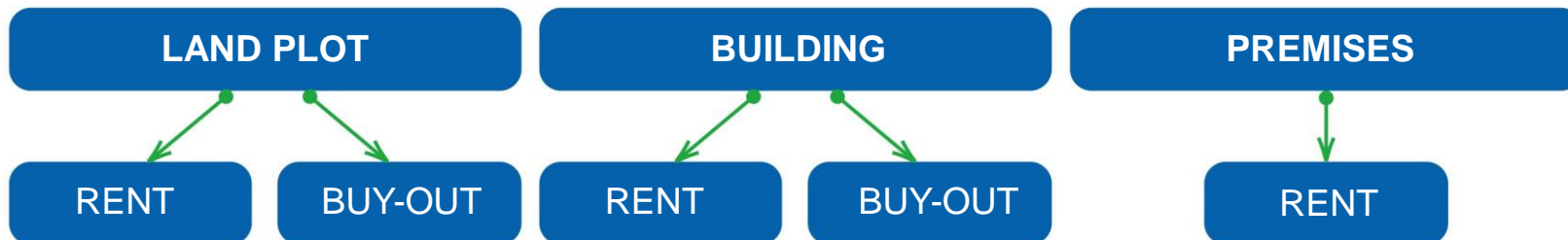
HUMAN RESOURCES

- Staff recruitment and outstaffing
- Personnel record keeping outsourcing
- Retraining and continuous education

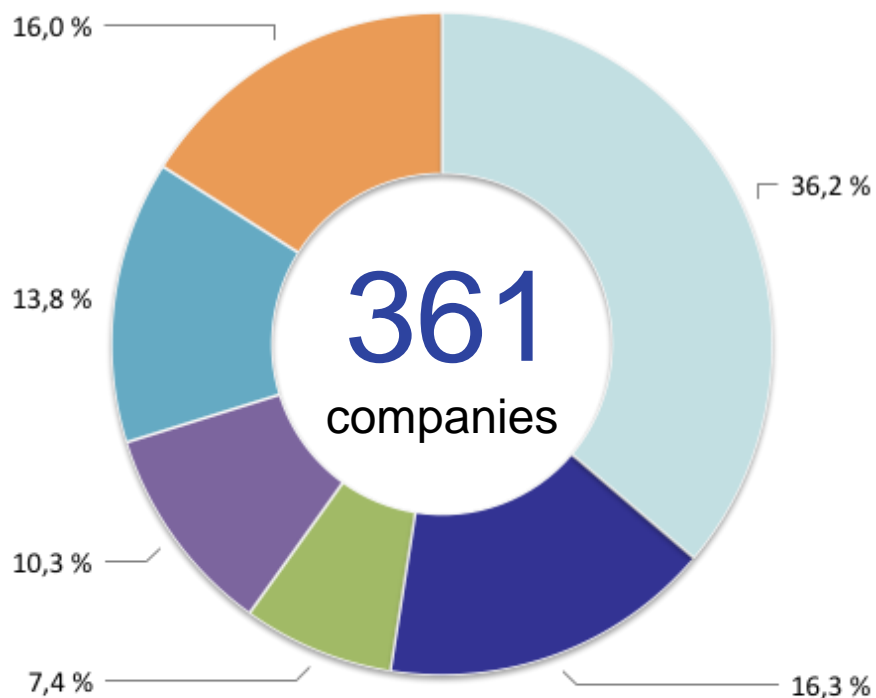
SERVICE







- Post-office
- Public catering (food services)
- Banks' branches

LOCATION OPTIONS



OUR RESIDENTS



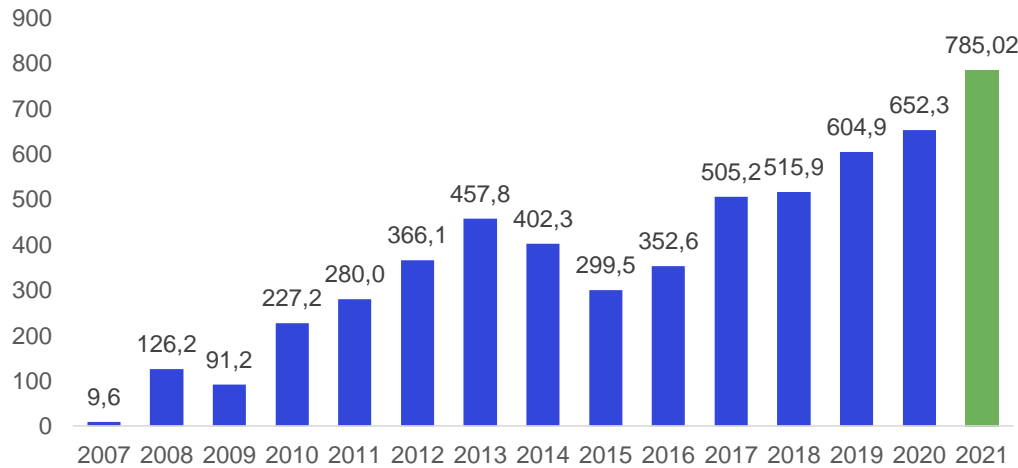
-  Chemistry, polymer processing, pulp and paper industry
-  Metalworking, instrument making, mechanical engineering
-  Medical products, pharmaceuticals, biotechnology
-  Engineering, metrology, laboratory research
-  Other production
-  Service companies, infrastructure companies, consulting services

RESIDENTS

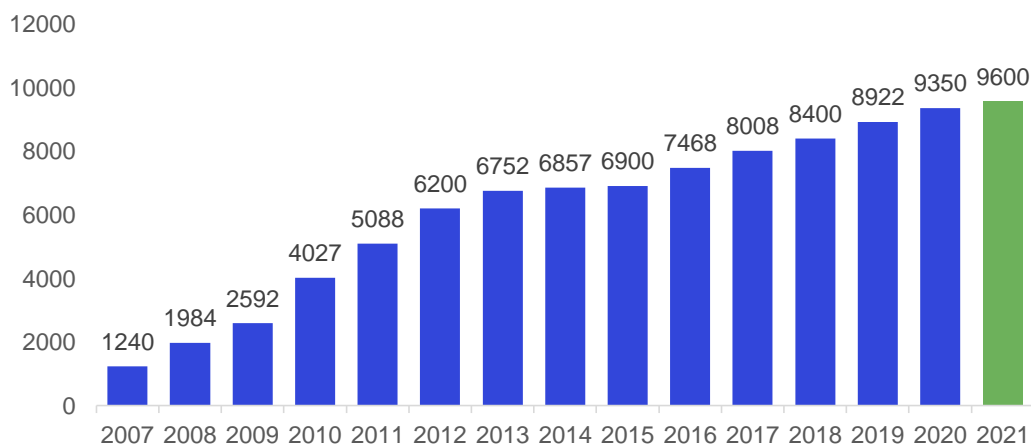


FACTS

Gross output, mln \$



Employees



785,0
MLN \$

**Gross output
2021 year**

**Tax revenues
2021 year**

93,0
MLN \$

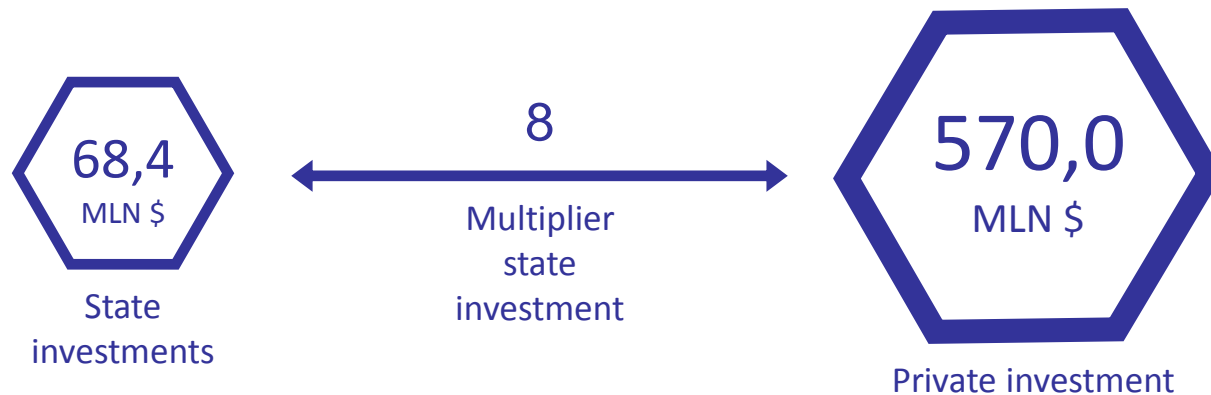
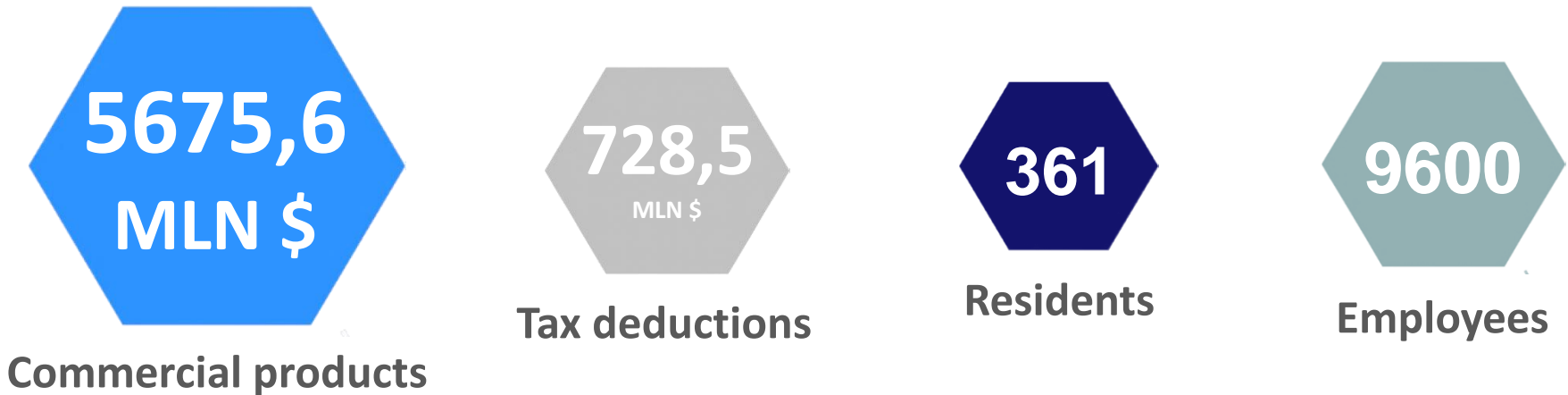
68,4
MLN \$

**State investment
volume
2007-2021**

**Private investment
volume
2007-2021**

570,0
MLN \$

PERFORMANCE INDICATORS 2006-2021

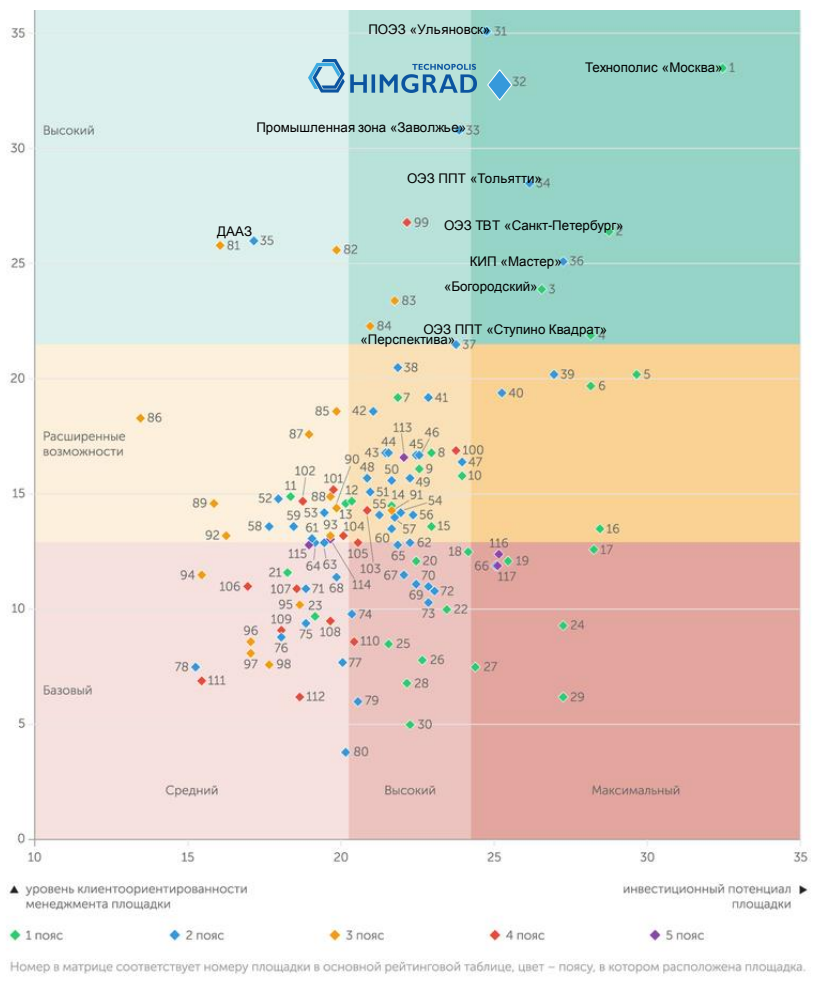


TOP LIST OF INDUSTRIAL PARKS AND SPECIAL ECONOMIC ZONES – 2020



3rd place in the rating in terms of the total number of points scored (116.7 points)

- The maximum level of investment potential of the site
- The maximum level in terms of the activity of the management company "Services and Management"



NATIONAL PROJECT

"SMALL AND MEDIUM ENTREPRENEURSHIP AND SUPPORT INDIVIDUAL ENTREPRENEURSHIPS INITIATIVE»



Implementation period	2019-2021
Total cost of the project	1037,1 mln rubles
including:	
federal budget	500,0 mln rubles
budget of the Republic of Tatarstan	117,3 mln rubles
extra-budgetary investments	419,8 mln rubles
Total area of constructions objects	31 776 м²
including :	
Building of phase 1	15 414 м ²
Building of phase 2	16 362 м ²

IMPLEMENTATION OF THE PROJECT "CREATION OF AN INDUSTRIAL PARK ON THE TERRITORY OF THE TECHNOPSIS "HIMGRAD"(LLC "TASMA-INVEST-TORG"), STAGE 3"

Phase I (2019-2020 years)

Building 7040, 7050



Building 7060



Building 9020




IMPLEMENTATION OF THE PROJECT "CREATION OF AN INDUSTRIAL PARK ON THE TERRITORY OF THE TECHNOPSIS "HIMGRAD"(LLC "TASMA-INVEST-TORG"), STAGE 3"

Phase II (2020-2021 years)
Buildings 2010, 2015



Building 5090



IMPLEMENTATION OF THE PROJECT "CREATION OF AN INDUSTRIAL PARK ON THE TERRITORY OF THE TECHNOPOLIS "HIMGRAD"(LLC "TASMA-INVEST-TORG"), STAGE 3"

Phase II (2020-2021years)

Building 5130



Building 5050



TECHNOLIS "HIMGRAD"



+7 (843) 227 41 40



info@himgrad.ru



technopolis_himgrad



www.himgrad.ru

